

Syllabus

The following are all pages from this module linked as a single file suitable for printing or saving as a PDF for offline viewing. Please note that some animations or images may not work.

Course Description

This [module](#) is also available as a concatenated page, suitable for printing or saving as a PDF for offline viewing.

MET CS674

Database Security

Prerequisite: MET CS 669 or proof of knowledge

The course provides a strong foundation in database security and auditing. This course utilizes Oracle scenarios and step-by-step examples. The following topics are covered: security, profiles, password policies, privileges and roles, Virtual Private Databases, and auditing. The course also covers a list of advanced topics, such as SQL injection. Database management security issues such as securing the DBMS, enforcing access controls, and related issues are also covered.

Technical Notes

The table of contents expands and contracts (+/- sign) and may conceal some pages. To avoid missing content pages, you are advised to use the next/previous page icons in the top right corner of the learning modules.

This course requires you to access files such as word documents, PDFs, and/or media files. These files may open in your browser or be downloaded as files, depending on the settings of your browser.

Course Objectives

At the completion of the course, you will fully understand how to implement database security on modern business databases by using practical scenarios and step-by-step examples. Hands-on projects using Oracle Database Management System are used to reinforce and showcase the topics presented.

By successfully completing this course, you will be able to:

- Describe the fundamentals of security, and how it relates to information systems.
- Identify assets in your organization and their values.
- Identify risks and vulnerabilities in operating systems from a database perspective.
- Explain good password policies and techniques to secure passwords in your organization.
- Implement administration policies for users.
- Use Oracle to create policies, profiles and roles.

- Compare the various database security models and their advantages or disadvantages.
- Implement a Virtual Private Database using views, roles, and application context.
- Summarize an overview of auditing fundamentals and create your own auditing model.
- Describe the purpose and use of data dictionaries, encryption, and SQL injection.
- Explore an interesting topic of your choice related to database security or related topic.

Course Outline

Module 1 - Information Security Fundamentals and the Types of Attacks

- Lecture 1 – Information Security Fundamentals
- Lecture 2 – Attackers and their Attacks
- Lecture 3 – Information Security Framework

Module 2 - Operating Systems and User Administration

- Lecture 4 – Operating Systems
- Lecture 5 – User Administration

Module 3 - Profiles, Passwords, Privileges and Roles

Due to a heavy workload in this third week, it is recommended that you get started on the assignments as early as possible (particularly the Research Paper Proposal).

- Lecture 6 – Authorization
- Lecture 7 – Database Applications Security

Module 4 - Virtual Private Database

- Lecture 8 – Virtual Private Database
- Lecture 9 – How the Virtual Private Database Works

Module 5 - Auditing

- Lecture 10 – Auditing

Module 6 - Advanced Topics (Data Dictionary, Encryption with Oracle, and SQL Injection)

- Lecture 11 – Data Dictionary
- Lecture 12 – Encryption with Oracle
- Lecture 13 – SQL Injection

Module 7 - Final Exam

- **Proctored Final Exam** – There will be a proctored final exam for this course.

Instructor: Shengzhi Zhang, Ph.D.



Assistant Professor
Computer Science
Department
Metropolitan College
Boston University
Email: shengzhi@bu.edu

Dr. Shengzhi Zhang
earned his PhD in
Computer Science and
Engineering from Penn
State University in 2012.
His research focuses on
cybersecurity, including but

not limited to Internet of Things (IoT) security, automobile security, mobile security, and operating system security, among others. He has most recently worked as an assistant professor in the Department of Computer Science at the Florida Institute of Technology. Prior to academia, Dr. Zhang conducted various research projects in Cisco, IBM, and Honeywell Aerospace labs. His existing partnerships, both nationally and internationally, include researchers from Ford

Motor, IBM, GE, Indiana University, Penn State, Kuwait University, and the Chinese Academy of Sciences. Dr. Zhang has published many papers and served as program committee members in top-tier security conferences and journals.

Course Resources

Required Book

There is NO required textbook for this course.

Recommended Book

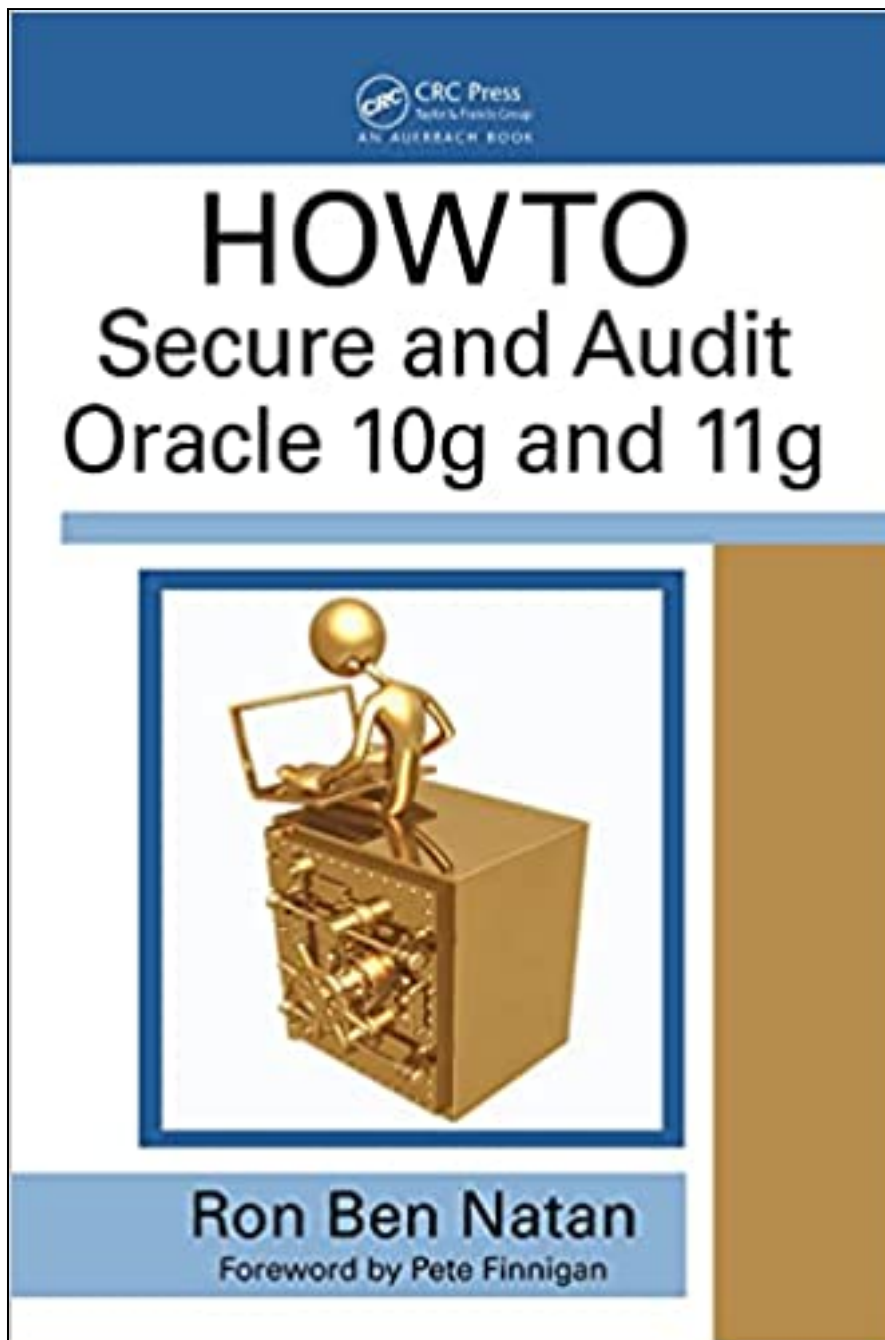
Ben-Natan, R. (2009). *HOWTO Secure and Audit Oracle 10g and 11g*.

Publisher: Auerbach Publications

ISBN-13: 978-1420084122

ISBN-10: 1420084127

This book can be purchased from [Barnes & Noble at Boston University](#).



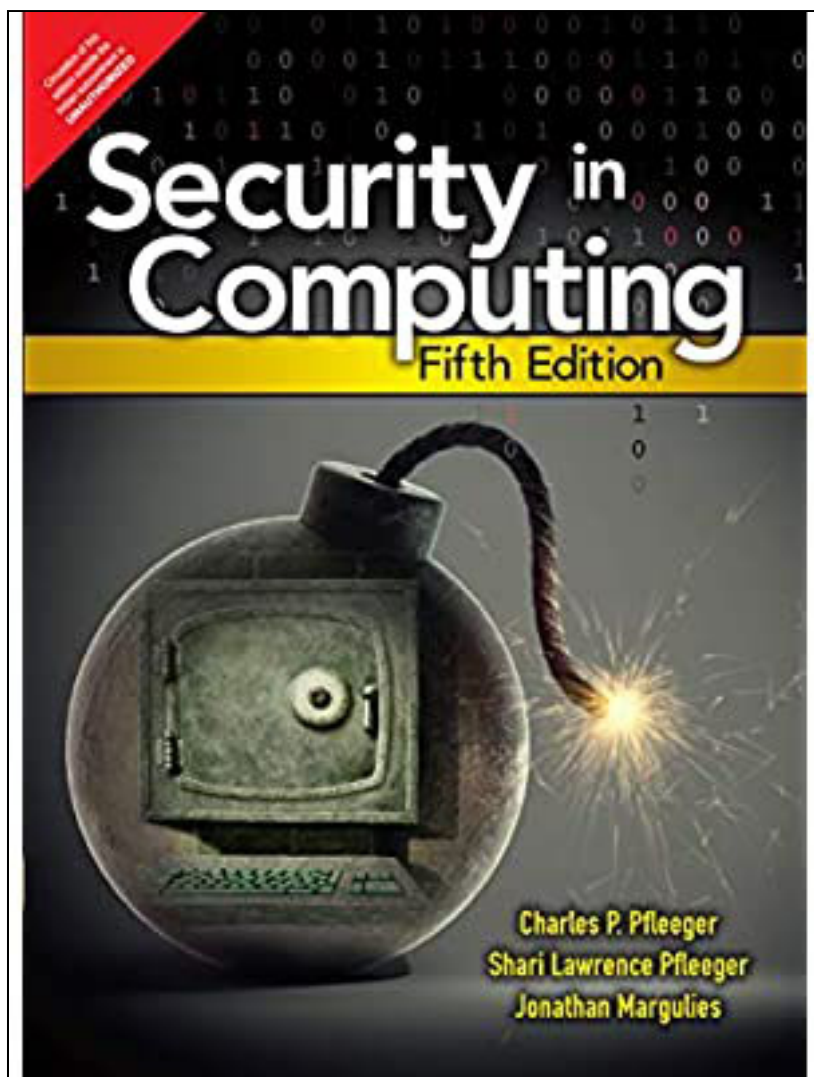
Pfleeger, C. P. & Pfleeger, S. L. (2018). *Security in Computing*.

Publisher: Pearson India

ISBN-13: 978-9352866533

ISBN-10: 9789352866533

This book can be purchased from [Barnes & Noble at Boston University](#).



Tutorials and Handouts

[Lab Assignment Instructions](#)

[Advanced SQL Injection In SQL Server Applications](#) (available in Module 6, as well)

[SQL Injection: Are your Web Applications Vulnerable?](#) (available in Module 6, as well)

Oracle Error Codes Resource

Included for your convenience is [a link of searching for standard Oracle database error messages, provided by Oracle](#).

There are more than 40,000 of these error codes, each with a code, cause, and what to do about it. For example:

ORA-12537: TNS:connection closed

Cause: "End of file" condition has been reached; partner has disconnected.


Action: None needed; this is an information message.

ORA-12538: TNS:no such protocol adapter

Cause: The protocol adapter requested (by way of the "(PROTOCOL=..)" keyword-value pair in a TNS address) is unknown. If the supplied address is typographically correct then the protocol adapter is not installed.

Action: Install the protocol adapter or correct typographical error, as appropriate. Note: if the supplied address was derived from resolving the service name, check the address in the appropriate file (TNSNAMES.ORA, LISTENER.ORA or SQLNET.ORA).

Glossary

For your convenience, there is a link to the glossary on each page. It is accessible by clicking the Glossary icon ().

Boston University Library Information

Boston University has created a set of videos to help orient you to the online resources at your disposal. An introduction to the series is below:

met_ode_library_14_sp1_00_intro video cannot be displayed here

All of the videos in the series are available on the [Online Library Resources](#) page, which is also accessible from the Campus Bookmarks section of your Online Campus Dashboard. Please feel free to make use of them.

As Boston University students, you have full access to the BU Library. From any computer, you can gain access to anything at the library that is electronically formatted. To connect to the library, use the link <http://www.bu.edu/library>. You may use the library's content whether you are connected through your online course or not, by confirming your status as a BU community member using your Kerberos password.

Once in the library system, you can use the links under “Resources” and “Collections” to find databases, eJournals, and eBooks, as well as search the library by subject. Some other useful links follow:

Go to [Collections](#) to access eBooks and eJournals directly.

If you have questions about library resources, go to [Ask a Librarian](#) to email the library or use the live-chat feature.

To locate course eReserves, go to [Reserves](#).

Please note that you are not to post attachments of the required or other readings in the water cooler or other areas of the course, as it is an infringement on copyright laws and department policy. All students have access to the library system and will need to develop research skills that include how to find articles through library systems and databases.

Free Tutoring Service



Free online tutoring with Smarthinking is available to BU online students for the duration of their courses. The tutors do not rewrite assignments, but instead teach students how to improve their skills in the following areas: writing, math, sciences, business, ESL, and Word/Excel/PowerPoint.

You can log in directly to Smarthinking from Online Campus by using the link in the left-hand navigation menu of your course.

Smarthinking Tutoring Overview



[YouTube](#)

Please Note

Smarthinking may be used only for current Boston University online courses and career services. Use of this service for purposes other than current coursework or career services may result in deactivation of your Smarthinking account.

Study Guide

Module 1 Study Guide and Deliverables

Readings:

- Online lectures 1–3

- Module 1 live classroom slides and recording (will be shared after the live classroom session)

Discussions: Discussion 1 postings end Tuesday, September 14 at 6:00 AM ET

Assignments: Assignment 1 due Tuesday, September 14 at 6:00 AM ET

Assessments: Quiz 1 due Tuesday, September 14 at 6:00 AM ET

Live Classroom:

- Module 1 – lecture: Wednesday, September 8 at 7:00 PM ET
- Module 1 – office hour: Saturday, September 11 at 8:00 PM ET

Module 2 Study Guide and Deliverables

Readings:

- Online lectures 4 and 5
- Module 2 live classroom slides and recording (will be shared after the live classroom session)

Discussions: Discussion 2 postings end Tuesday, September 21 at 6:00 AM ET

Assignments: Assignment 2 due Tuesday, September 21 at 6:00 AM ET

Assessments: Quiz 2 due Tuesday, September 21 at 6:00 AM ET

Live

Classroom:

- Module 2 – lecture: Wednesday, September 15 at 7:00 PM ET
- Module 2 – office hour: Saturday, September 18 at 8:00 PM ET

Module 3 Study Guide and Deliverables

Readings:

- Online lectures 6 and 7
- Module 3 live classroom slides and recording (will be shared after the live classroom session)

Discussions: *Open Discussion*

Assignments: Assignment 3 due Tuesday, September 28 at 6:00 AM ET

Assessments: Quiz 3 due Tuesday, September 28 at 6:00 AM ET

Live

Classroom:

- Module 3 – lecture: Wednesday, September 22 at 7:00 PM ET
- Module 3 – office hour: Saturday, September 25 at 8:00 PM ET

Module 4 Study Guide and Deliverables

Readings:

- Online lectures 8 and 9
- Module 4 live classroom slides and recording (will be shared after the live classroom session)

session)

Discussions: Discussion 4 postings end Tuesday, October 5 at 6:00 AM ET

Assignments: Assignment 4 due Tuesday, October 5 by 6:00 AM ET

Assessments: Quiz 4 due Tuesday, October 5 at 6:00 AM ET

Live Classroom:

- Module 4 – lecture: Wednesday, September 29 at 7:00 PM ET
- Module 4 – office hour: Saturday, October 2 at 8:00 PM ET

Module 5 Study Guide and Deliverables

Readings:

- Online lecture 10
- Module 5 live classroom slides and recording (will be shared after the live classroom session)

Discussions: Discussion 5 postings end Tuesday, October 12 at 6:00 AM ET

Assignments: Assignment 5 due Tuesday, October 12 by 6:00 AM ET

Assessments: Quiz 5 due Tuesday, October 12 at 6:00 AM ET

Live Classroom:

- Module 5 – lecture: Wednesday, October 6 at 7:00 PM ET

- Module 5 – office hour: Saturday, October 9 at 8:00 PM ET

Module 6 Study Guide and Deliverables

Readings:

- Online lectures 11–13
- Read the two PDF handouts on SQL Injections: [Advanced SQL Injection](#) and [SQL Injection: Are your Web Applications Vulnerable?](#)

Discussions: Discussion 6 postings end Tuesday, October 19 at 6:00 AM ET

Assignments:

- Research Paper due Tuesday, October 19 at 6:00 AM ET
- Assignment 6 due Tuesday, October 19 by 6:00 AM ET

Assessments: Quiz 6 due Tuesday, October 19 at 6:00 AM ET

Live Classroom:

- Module 6 – lecture: Wednesday, October 13 at 7:00 PM ET
- Course Wrap-up and Final Exam Review: Saturday, October 16 at 8:00 PM ET

Final Exam Details

The Final Exam is a proctored exam available from **October 20 at 6:00 AM ET to October 23 at 11:59 PM ET.**

The Computer Science department requires that all final exams be administered using an online proctoring service called Examity that you will access via your course in Blackboard. In order to take the exam, you are required to have a working webcam and computer that meets Examity's system requirements. A detailed list of those requirements can be found on the How to Schedule page ("Proctored Final Exam Information" module at the course home page). Additional information regarding your proctored exam will be forthcoming from the Assessment Administrator. You will be responsible for scheduling your own appointment within the defined exam window.

The Final Exam is open book and accessible only during the final exam period. You can access it from the Assessments section of the course. Your proctor will enter the password to start the exam.

Final Exam Duration: three hours.

Student Research Presentations

The presentations linked below are samples from the classroom version of MET CS 674 and are meant to give you an idea of the scope of research topics. These are not all necessarily exceptional presentations (i.e., some are "B" grade). Also they were graded on a different rubric. Regardless, the presentations have a consistent theme – a research topic component and a

"lab" component. Please note that on the bottom of most slides, narrative is documented. You have to view/print the slides in NOTES MASTER mode. In the online version of MET CS 674 you will be writing a research paper vs. creating a presentation.

- [SQL Injection Attacks with SQL 2000](#)
- [AppDetective](#)
- [XMLWebSecurity_\(including_Oracle\)](#)
- [WebServices and DB Security](#)
- [Data Storage Security](#)
- [Web Application Security](#)
- [Disaster Recovery](#)
- [Access Control](#)
- [Rootkits](#)
- [Secure and Monitor Mobile Databases](#)
- [SQL Server Authentication Modes](#)

Lab Assignment Instructions

Some assignments include hands-on lab exercises. Doing such labs helps to increase your understanding of the lecture material. Typically, we illustrate such concepts in a lab setting at Boston University. We are trying to replicate that approach in this course.

In your lab documents, you should include:

- Explanations of the work performed in the lab
- All SQL input and output used in the labs. You can use the SPOOL Command to save your Oracle code to a text file. This text file can then

be pasted into the Word document

- Screen captures
- Websites - that you either used in completing the lab work or used as a resource
- Any other item that shows completion of the lab work
- Your submitted lab document should also include the following formatting at a minimum:
 - Your name
 - Lab title
 - Date
 - Table of contents
 - Clearly marked answers for each step in the labs
 - Page numbers in your document

An Example of Lab Submission

These submissions consist of a sentence or two describing the SQL query and a SPOOLed version of the code. For example:

I have created a new user called yourName, I used the following syntax:

```
SQL> CREATE USER yourName IDENTIFIED BY tiger01
      etc...
      8 /
      User created
```

Course Grading Structure

The course will be conducted by means of a sequence of lectures in text and graphic form. Each week will cover one or more core database security concepts and will have at least one lab component, along with a short quiz based on the topics covered that week. There is one major assignment: the Research Paper. Students will be able to demonstrate their understanding of the fundamentals of database security through these assignments. In the final module of the course there is a comprehensive final exam, and it is proctored.

Grading Policy

All students will be expected to demonstrate database security knowledge and techniques. To obtain an exceptional grade, you have to exceed expectations in your projects, quizzes, and assignments.

Grading Structure and Distribution

The grade for the course is determined by the following:

Overall Grading Percentages	
Quizzes	15
Labs/Assignment	20
Discussions/Participation	10
Research Paper	25
Final Examination	30

The following grades will be assigned for your assignments.

A	4.0
A-	3.7
B+	3.3
B	3.0
B-	2.7
C+	2.3
C	2.0
Fail	0

Grades will be curved to maintain academic standards at Boston University.

Assignments, Exams and Discussions

Participation

Graded Discussions – all discussions will be graded on a 100-point scale:

[Discussion Rubric](#)

Assignments

Some assignments include hands-on labs. Instructions for submitting your lab work are available by clicking the following link: [Lab Assignment Instructions](#).

Quizzes

There will be six 1-hour quizzes comprised of a combination of multiple-choice and true/false questions.

Research Paper

You are asked to research and provide a summary report on the latest security features of one of the database management systems, or a Database Security topic, as specified in the Research Paper Details.

Final Exam

There will be a proctored Final Exam in this course. The type and nature of questions in the final exam will be very similar to your quiz questions.

Expectations

Many learning activities require sharing your assignments and opinions with you classmates. For example, you may be given a set of criteria on the basis of which to evaluate other classmates' assignments, and asked to submit the results to your facilitator by a specified day of the week. It is, therefore, very important that you, as well as your classmates, submit your assignments on a timely basis. Timely submission by all will result in each of you being able to evaluate each other's assignments.

Delays

If, for any reason, you are unable to meet any assignment deadline, contact your Course Facilitator. All assignments must be completed. Extensions may be granted under mitigating circumstances.

Discussion Grading Rubric

Graded discussion periods are held Day 1 of each module until 6:00 AM ET on Day 1 of the following module. You're certainly welcome to continue a discussion past the grading period, but that additional posted material will not affect your discussion grade. The discussion grading rubric below is the guide we use to evaluate your discussion contributions.

Discussion Grading Rubric					
Criteria	51–60	61–70	71–80	81–90	
Participation	Very limited participation	Participation generally lacks frequency or relevance	Reasonably useful relevant participation during the discussion period	Frequently relevant and consistent participation throughout the discussion period	Contributes relevant content throughout the discussion period

Community	Mostly indifferent to discussion	Little effort to keep discussions going or provide help	Reasonable effort to respond thoughtfully, provide help, and/or keep discussions going	Often responds thoughtfully in a way that frequently keeps discussions going and provides help	Contributes thoughtfully in a way that frequently keeps discussions going and provides help
Content	No useful, on-topic, or interesting information, ideas or analysis	Hardly any useful, on-topic, or interesting information, ideas or analysis	Reasonably useful, on-topic, and interesting information, ideas and/or analysis	Frequently useful, on-topic, and interesting information, ideas and analysis	Excels at using top interesting information, ideas and analysis
Reflection and Synthesis	No significant effort to clarify, summarize or synthesize topics raised in discussions			Contributes to group's effort to clarify, summarize or synthesize topics	Leads group to clarify, summarize or synthesize topics in discussions

Academic Conduct Policy

Please visit Metropolitan College's website for the full text of the department's [Academic Conduct Code](#).

A Definition of Plagiarism

“The academic counterpart of the bank embezzler and of the manufacturer who mislabels products is the plagiarist: the student or scholar who leads readers to believe that what they are reading is the original work of the writer when it is not. If it could be assumed that the distinction between plagiarism and honest use of sources is perfectly clear in everyone’s mind, there would be no need for the explanation that follows; merely the warning with which this definition concludes would be enough. But it is apparent that sometimes people of goodwill draw the suspicion of guilt upon themselves (and, indeed, are guilty) simply because they are not aware of the illegitimacy of certain kinds of “borrowing” and of the procedures for correct identification of materials other than those gained through independent research and reflection.”

“The spectrum is a wide one. At one end there is a word-for-word copying of another’s writing without enclosing the copied passage in quotation marks and identifying it in a footnote, both of which

are necessary. (This includes, of course, the copying of all or any part of another student's paper.) It hardly seems possible that anyone of college age or more could do that without clear intent to deceive. At the other end there is the almost casual slipping in of a particularly apt term which one has come across in reading and which so aptly expresses one's opinion that one is tempted to make it personal property."

"Between these poles there are degrees and degrees, but they may be roughly placed in two groups. Close to outright and blatant deceit-but more the result, perhaps, of laziness than of bad intent-is the patching together of random jottings made in the course of reading, generally without careful identification of their source, and then woven into the text, so that the result is a mosaic of other people's ideas and words, the writer's sole contribution being the cement to hold the pieces together. Indicative of more effort and, for that reason, somewhat closer to honest, though still dishonest, is the paraphrase, and abbreviated (and often skillfully prepared) restatement of someone else's analysis or conclusion, without acknowledgment that another person's text has been the basis for the recapitulation."

The paragraphs above are from H. Martin and R. Ohmann, *The Logic and Rhetoric of Exposition, Revised Edition*. Copyright 1963, Holt, Rinehart and Winston.

Academic Conduct Code

I. Philosophy of Discipline

The objective of Boston University in enforcing academic rules is to promote a community atmosphere in which learning can best take place. Such an atmosphere can be maintained only so long as every student believes that his or her academic competence is being judged fairly and that he or she will not be put at a disadvantage because of someone else's dishonesty. Penalties should be carefully determined so as to be no more and no less than required to maintain the desired atmosphere. In defining violations of this code, the intent is to protect the integrity of the educational process.

II. Academic Misconduct

Academic misconduct is conduct by which a student misrepresents his or her academic accomplishments, or impedes other students' opportunities of being judged fairly for their academic work. Knowingly allowing others to represent your work as their own is as serious an offense as submitting another's work as your own.

III. Violations of this Code

Violations of this code comprise attempts to be dishonest or deceptive in the performance of academic work in or out of the classroom, alterations of academic records, alterations of official data on paper or electronic resumes, or unauthorized collaboration with another student or students. Violations include, but are not limited to:

A. Cheating on examination. Any attempt by a student to alter his or her performance on an examination in violation of that examination's stated or commonly understood ground rules.

B. Plagiarism. Representing the work of another as one's own.

Plagiarism includes but is not limited to the following: copying the answers of another student on an examination, copying or restating the work or ideas of another person or persons in any

oral or written work (printed or electronic) without citing the appropriate source, and collaborating with someone else in an academic endeavor without acknowledging his or her contribution. Plagiarism can consist of acts of commission-appropriating the words or ideas of another-or omission failing to acknowledge/document/credit the source or creator of words or ideas (see below for a detailed definition of plagiarism). It also includes colluding with someone else in an academic endeavor without acknowledging his or her contribution, using audio or video footage that comes from another source (including work done by another student) without permission and acknowledgement of that source.

- C. **Misrepresentation or falsification of data** presented for surveys, experiments, reports, etc., which includes but is not limited to: citing authors that do not exist; citing interviews that never took place, or field work that was not completed.
- D. **Theft of an examination.** Stealing or otherwise discovering and/or making known to others the contents of an examination that has not yet been administered.
- E. **Unauthorized communication during examinations.** Any unauthorized communication may be considered prima facie evidence of cheating.
- F. **Knowingly allowing another student to represent your work as his or her own.** This includes providing a copy of your paper or laboratory report to another student without the explicit permission of the instructor(s).
- G. **Forgery, alteration, or knowing misuse of graded examinations, quizzes, grade lists, or official records of documents,** including but not limited to transcripts from any

institution, letters of recommendation, degree certificates, examinations, quizzes, or other work after submission.

- H. **Theft or destruction of examinations or papers** after submission.
- I. **Submitting the same work in more than one course** without the consent of instructors.
- J. **Altering or destroying another student's work or records**, altering records of any kind, removing materials from libraries or offices without consent, or in any way interfering with the work of others so as to impede their academic performance.
- K. **Violation of the rules governing teamwork.** Unless the instructor of a course otherwise specifically provides instructions to the contrary, the following rules apply to teamwork: 1. No team member shall intentionally restrict or inhibit another team member's access to team meetings, team work-in-progress, or other team activities without the express authorization of the instructor. 2. All team members shall be held responsible for the content of all teamwork submitted for evaluation as if each team member had individually submitted the entire work product of their team as their own work.
- L. **Failure to sit in a specifically assigned seat during examinations.**
- M. **Conduct in a professional field assignment that violates the policies and regulations of the host school or agency.**
- N. **Conduct in violation of public law occurring outside the University that directly affects the academic and professional status of the student, after civil authorities have imposed sanctions.**
- O. **Attempting improperly to influence the award of any credit, grade, or honor.**

- P. Intentionally making false statements to the Academic Conduct Committee or intentionally presenting false information to the Committee.**
- Q. Failure to comply with the sanctions imposed under the authority of this code.**

Important Message on Final Exams

Dear Boston University Computer Science Online Student,

As part of our ongoing efforts to maintain the high academic standard of all Boston University programs, including our online MSCIS degree program, the Computer Science Department at Boston University's Metropolitan College requires that each of the online courses includes a proctored final examination.

By requiring proctored finals, we are ensuring the excellence and fairness of our program. The final exam is administered online.

Specific information regarding final-exam scheduling will be provided approximately two weeks into the course. This early notification is being given so that you will have enough time to plan for where you will take the final exam.

I know that you recognize the value of your Boston University degree and that you will support the efforts of the University to maintain the highest standards in our online degree program.

Thank you very much for your support with this important issue.

Regards,

Professor Lou Chitkushev, Ph.D.
Associate Dean for Academic Affairs
Boston University Metropolitan College

Who's Who: Roles and Responsibilities

You will meet many BU people in this course and program. Some of these people you will meet online, and some you will communicate with by email and telephone. There are many people behind the scenes, too, including instructional designers, faculty who assist with course preparation, and video and animation specialists.

People in Your Online Course in Addition to Your Fellow Students

Your Facilitator. Our classes are divided into small groups, and each group has its own facilitator. We carefully select and train our facilitators for their expertise in the subject matter and their excellence in teaching. Your facilitator is responsible for stimulating discussions in pedagogically useful areas, for answering your questions, and for grading homework assignments, discussions, term projects, and any manually graded quiz or final-exam questions. If you ask your facilitator a question by email, you should get a response within 24 hours, and usually faster. If you need a question answered urgently, post your question to one of the urgent help topics, where everyone can see it and answer it.

Your Professor. The professor for your course has primary responsibility for the course. If you have any questions that your facilitator doesn't answer quickly and to your satisfaction, then send your professor an email in the course, with a cc to your facilitator so that your facilitator is aware of your question and your professor's response.

Your Lead Faculty and Student Support Administrator, Jennifer Sullivan.

Jen is here to ensure you have a positive online experience. You will receive emails and announcements from Jen throughout the semester. Jen represents Boston University's university services and works for the Office of Distance Education. She prepares students for milestones such as course launch, final exams, and course evaluations. She is a resource to both students and faculty. For example, Jen can direct your university questions and concerns to the appropriate party. She also handles general questions regarding Online Campus functionality for students, faculty, and facilitators, but she does not provide tech support. She is enrolled in all classes and can be contacted within the course through Online Campus email as it is running. You can also contact her by external email at jensul@bu.edu or call (617) 358-1978.

People Not in Your Online Course

Although you will not normally encounter the following people in your online course, they are central to the program. You may receive emails or phone calls from them, and you should feel free to contact them.

Your Computer Science Department Online Program Coordinator, Peter

Mirza. Peter administers the academic aspects of the program, including admissions and registration. You can ask him questions about the program,

registration, course offerings, graduation, or any other program-related topic. He can be reached at metcsol@bu.edu or (617) 353-2566.

Your Computer Science Department Program Manager, Kim Crosta. Kim is responsible for administering most aspects of the Computer Science Department. You can reach Kim at kimrich@bu.edu or (617) 353-2566.

Andrew Gorlin, Academic Advisor. Reviews requests for transfer credits and waivers. Advises students on which courses to take to meet their career goals. You can reach Andrew at asgorlin@bu.edu, or (617)-353-2566.

Professor Anatoly Temkin, Computer Science Department Chairman. You can reach Professor Temkin at temkin@bu.edu or at 617-353-2566.

Professor Lou T. Chitkushev, Associate Dean for Academic Affairs, Metropolitan College. Dr. Chitkushev is responsible for the academic programs of Metropolitan College. Contact Professor Chitkushev with any issues that you feel have not been addressed adequately. The customary issue-escalation sequence after your course facilitator and course faculty is Professor Temkin, and then Professor Chitkushev.

Professor Tanya Zlateva, Metropolitan College Dean Dr. Zlateva is responsible for the quality of all the academic programs at Boston University Metropolitan College.

Disability and Access Services

In accordance with University policy, every effort will be made to accommodate the unique and special needs of students with respect to speech, hearing, vision, or other disabilities. Any student who feels they may need an accommodation for a documented disability should contact [Disability and Access Services](#) at 617-353-3658 or at access@bu.edu for review and approval of accommodation requests.

Netiquette

The Office of Distance Education has produced a netiquette guide to help you understand the potential impact of your communication style.

Before posting to any discussion forum, sending an email, or participating in any course or public area, please consider the following:



Ask Yourself...

- How would I say this in a face-to-face classroom or if writing for a newspaper, public blog, or wiki?
- How would I feel if I were the reader?

- How might my comment impact others?
- Am I being respectful?
- Is this the appropriate area or forum to post what I have to say?

Writing

When you are writing, please follow these rules:

- **Stay polite and positive in your communications.** You can and should disagree and participate in discussions with vigor; however, when able, be constructive with your comments.
- **Proofread your comments before you post them.** Remember that your comments are permanent.
- **Pay attention to your tone.** Without the benefit of facial expressions and body language, your intended tone or the meaning of the message can be misconstrued.
- **Be thoughtful and remember that classmates' experience levels may vary.** You may want to include background information that is not obvious to all readers.
- **Stay on message.** When adding to existing messages, try to maintain the theme of the comments previously posted. If you want to change the topic, simply start another thread rather than disrupt the current conversation.
- **When appropriate, cite sources.** When referencing the work or opinions of others, make sure to use correct citations.

Reading

When you are reading your peers' communication, consider the following:

- **Respect people's privacy.** Don't assume that information shared with you is public. Your peers may not want personal information shared. Please check with them before sharing their information.
- **Be forgiving of other students' and instructors' mistakes.** There are many reasons for typos and misinterpretations. Be gracious and forgive other's mistakes or point them out privately and politely.
- **If a comment upsets or offends you, reread it and/or take some time before responding.**

Important Note

Don't hesitate to let your instructor or your faculty and student support advisors know if others are inappropriately commenting in any forum.

All Boston University students are required to follow academic and behavioral conduct codes. Failure to comply with these conduct codes may result in disciplinary action.

Registration Information and Important Dates

[View the drop dates for your course.](#)

[Withdraw or drop your course.](#)

- If you are dropping down to zero credits for a semester, please contact your academic advisor.
- **Nonparticipation in your online course does not constitute a withdrawal.**

- If you are unable to drop yourself on Student Link, please contact your department.

Technical Support

Help Desk

Boston University IT Help Desk can be reached via email (ithelp@bu.edu), phone by filling out the [support form](#) on their website. For IT Help Desk hours of operation, visit the [page](#). If you are contacting IT outside of business hours, you will receive a response the next business day. Visit the BU Information Services & Technology (IS&T) [news page](#) for announcements and system-wide alerts.

Technology Requirements and Resources

To successfully view all content in your course, it is important that your computer setup meets the necessary minimum technical requirements. Certain courses with specific functionality or educational tools may require additional technical requirements, these details can be found on the Course Resources or Materials page in the Syllabus.

System Requirements

- Access to reliable, high-speed internet: Check your [internet connection speeds](#)
- Learning Management System (Blackboard): [System Requirements](#)
- Synchronous live classroom sessions (Zoom): [System requirements for Windows, macOS, and Linux](#)
- Courses with proctored exams (Eximity): [System requirements for Windows, macOS](#)

Downloads

- Recommended web browsers: [Mozilla Firefox](#) or [Google Chrome](#)
- Synchronous live classroom sessions (Zoom): [Zoom download center](#)
- Courses with proctored exams (Eximity): Desktop or laptop computer with [Google Chrome](#) or [Microsoft Edge](#)

Recommended Hardware

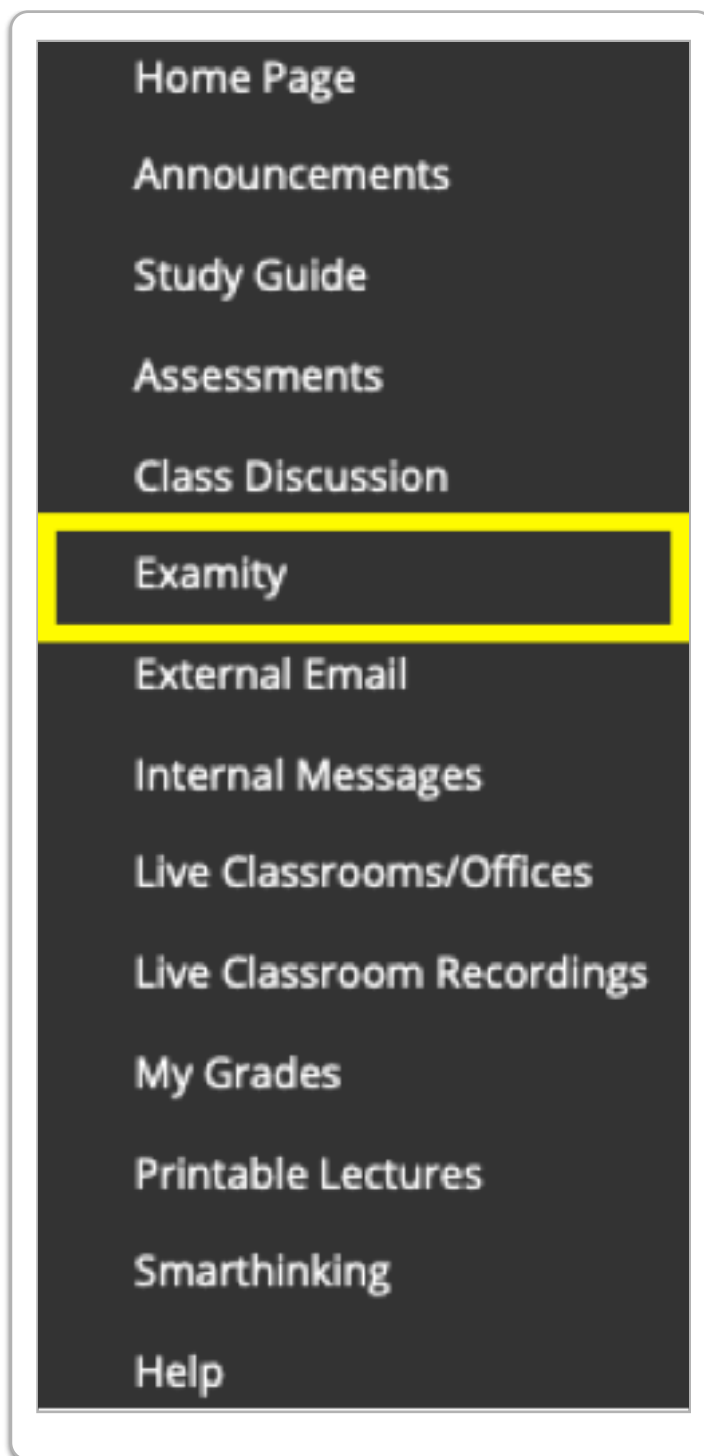
- Desktop or laptop computer recommended for best experience, some course functionality including proctored exams are not compatible with phones or tablets
- Headset with built-in microphone for high quality audio during live classroom sessions
- Webcam (required for proctored exams)
- Working computer speakers (required for proctored exams)

Clearing Your Browser Cache

It is recommended that users periodically [clear their browser cache](#) to ensure they are viewing the most current course content. Completing this step often resolves login issues and problems viewing course materials.

Proctored Exams

Courses with proctored exams will have an Examity link in the left-hand course navigation. This link will not appear until scheduling opens. The ODE Assessment Administrator will notify you when it is time to schedule your exam. Details on Examity's technical requirements and how to schedule your exam are in the Proctored Exam Information module on the course homepage. The Assessment Administrator can be reached at pexams@bu.edu. Examity support is available 24/7 via phone (855-392-6489), email (support@examity.com), or 'live chat' when logged in to the Examity dashboard.



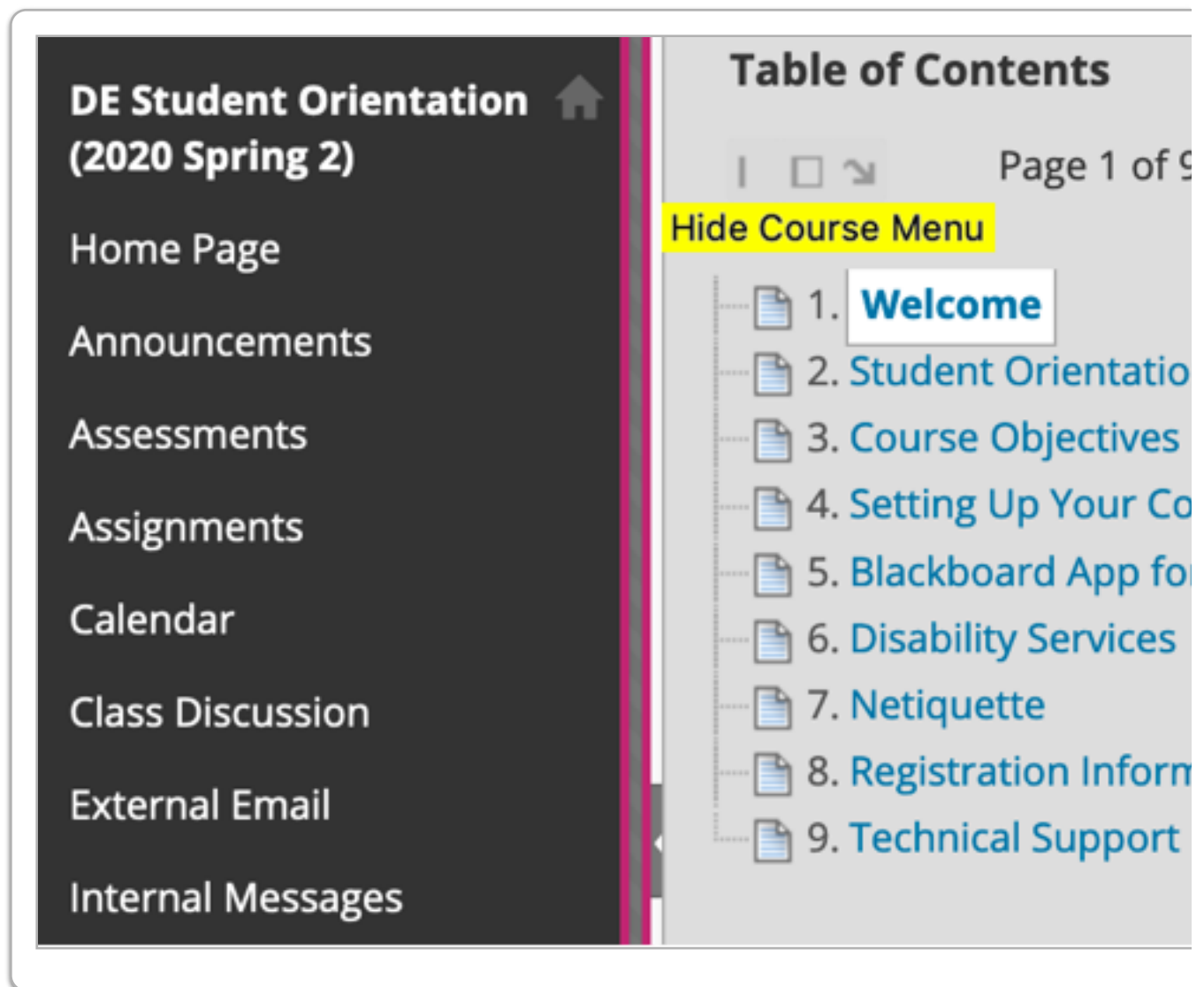
Navigating Courses

While navigating through your courses it's important to note that all hyperlinks open in a new browser window.


The Blackboard navigation tools, as shown in the images below; allow you to show and hide both the Course Menu and the Table of Contents which can free up space when moving through weekly lecture material.


The Table of Contents may contain folders that open and close (+ and – signs) and may conceal some pages. To avoid missing content pages, you are advised to use the next- and previous-page buttons (and icons) in the top-right corner of the learning content.

Navigation tools for the Table of Contents are shown in the image below:



Clicking the space between the Course Menu and the Table of Contents allows you to show or hide the Course Menu on the left:

 **Minimize**

 **Maximize**








 **Move to the bottom**


Table of Contents




Page 1 of 9 

 1. **Welcome**

 2. **Student Orientation Cour**

 3. **Course Objectives**

 4. **Setting Up Your Compute**

Boston University Metropolitan College