

Boston University Sargent College Convocation 2025



Information for Students

Boston University Sargent College Convocation 2025

BOSTON
UNIVERSITY

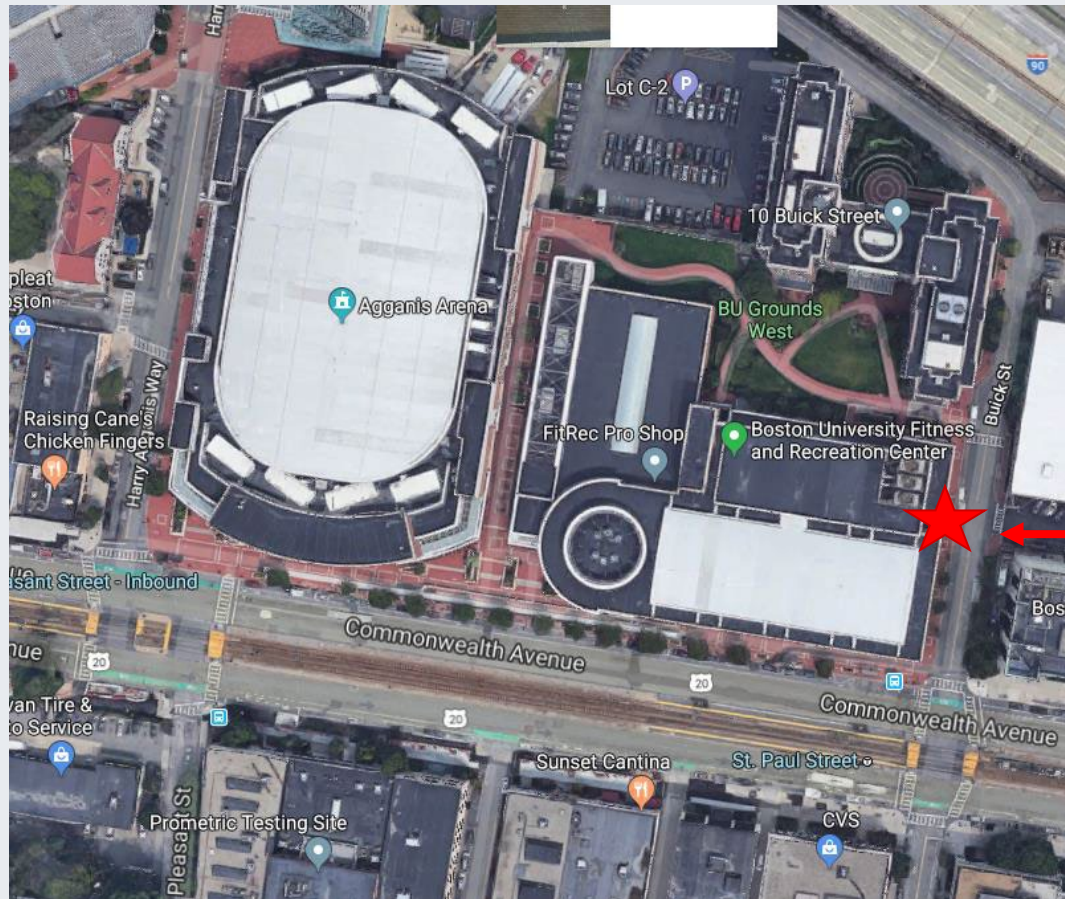
Congratulations on your graduation! We are looking forward to celebrating with you on May 18.



Convocation Site and Time

- ❑ The convocation for Sargent College will be held in Agganis Arena, 925 Commonwealth Avenue with a reception following in FitRec.
 - ❑ Student line up will take place in FitRec. **Use the side entrance on Buick Street (see photo on next slide) to access the lineup area.**
 - ❑ **Carry your cap and gown into FitRec. Wear sensible shoes; we have a lengthy walk for our processional and the stage and steps can be slippery.**
 - ❑ Lineup is at 8:00 am; please arrive promptly and get in line cheerfully.
-

Student Line up Location

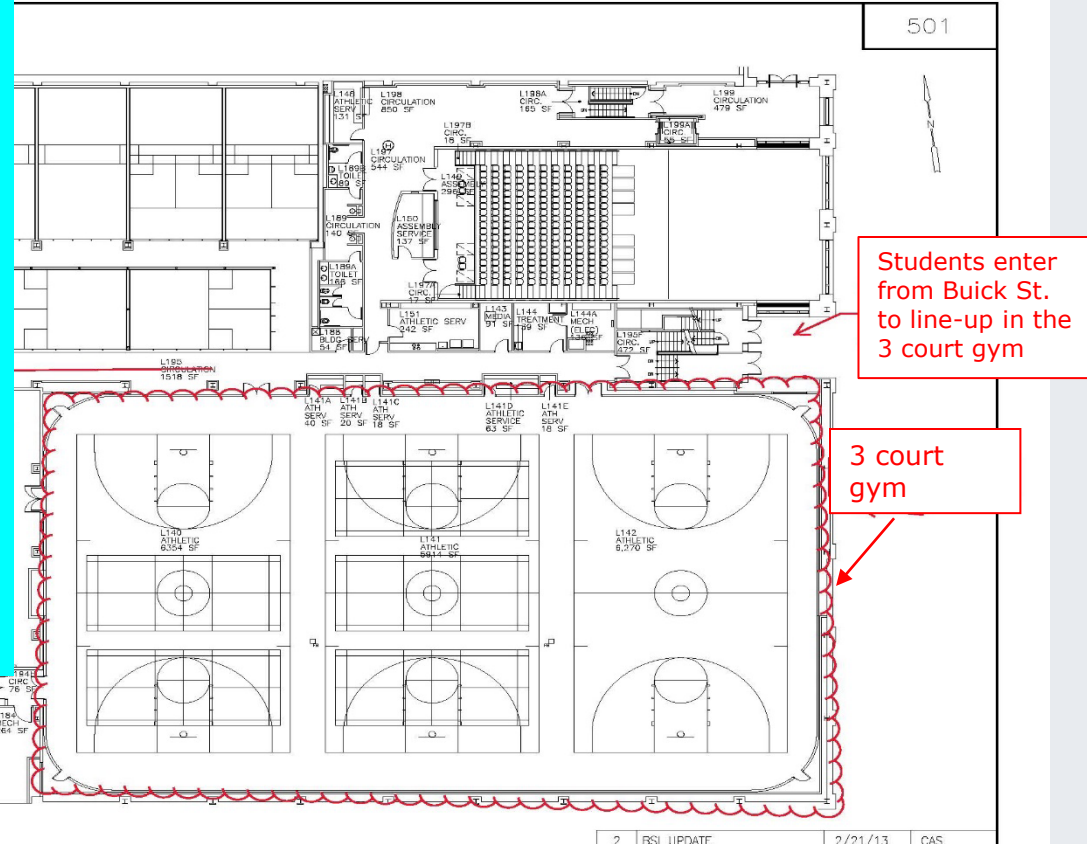


Buick St.
side entrance

Line-up Location, Cont'd.

***Lineup is at 8:00 am in the three-court gym.**

Tassels should be placed on your right. Your degree is not officially conferred until President Gilliam does so (~3:00) at the BU ceremony.



Student Check-in

- ❑ Line-up is at 8:00 am in the FitRec three-court gym.
- ❑ **Students must check in with program faculty or staff!**
- ❑ Stay in your program line **alphabetically** once you've checked in.



Hooding Procedures

- ❑ **Doctoral degree candidates** carry their hoods to the ceremony.
- ❑ Drape your hood over your left arm and be sure to leave the **cord/button open.**
- ❑ Hand the hood to the faculty member on stage and be prepared to crouch to receive your hood.



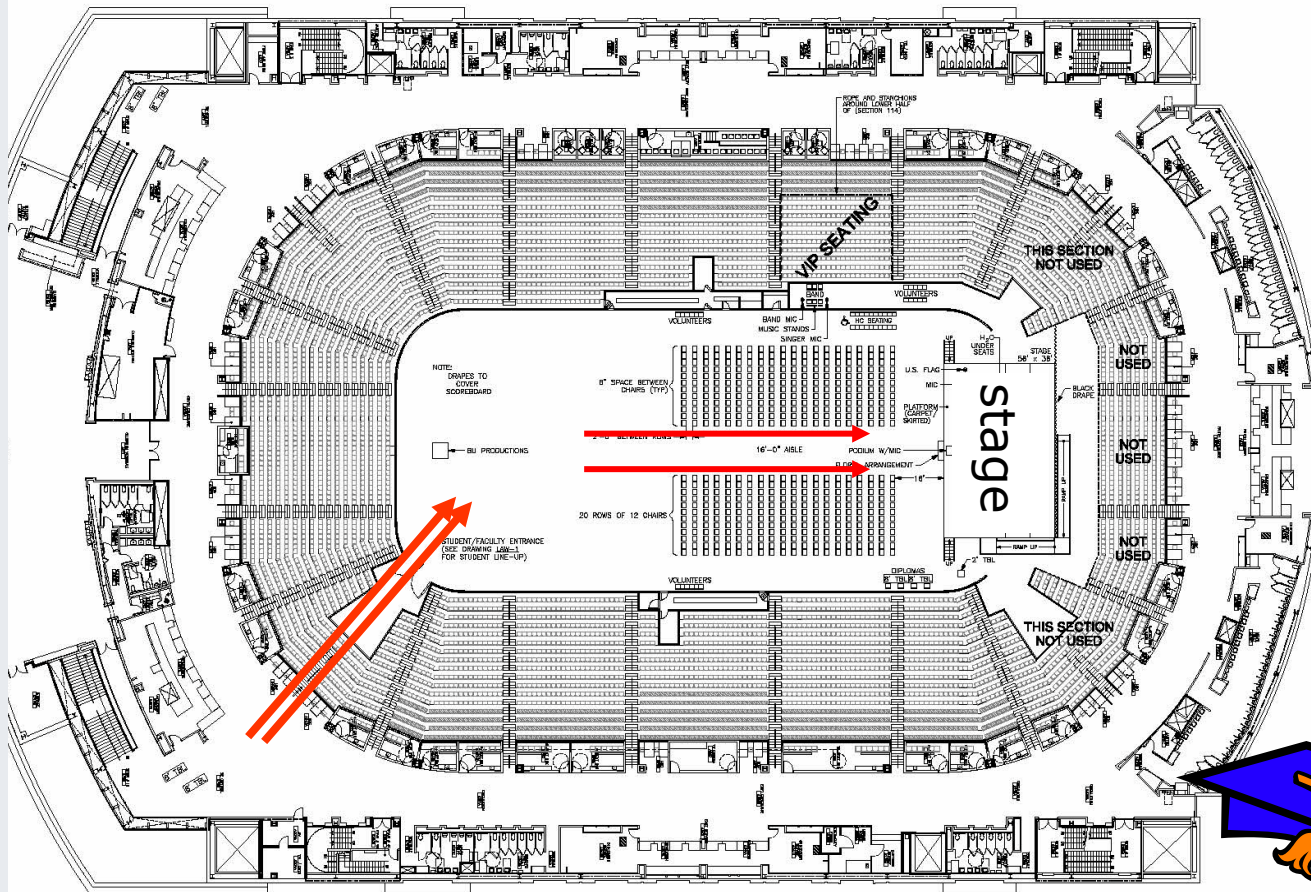
Student Processional

- ❑ Faculty Marshals will lead in the student processional.
- ❑ Degree candidates will enter, walking side by side in two lines.



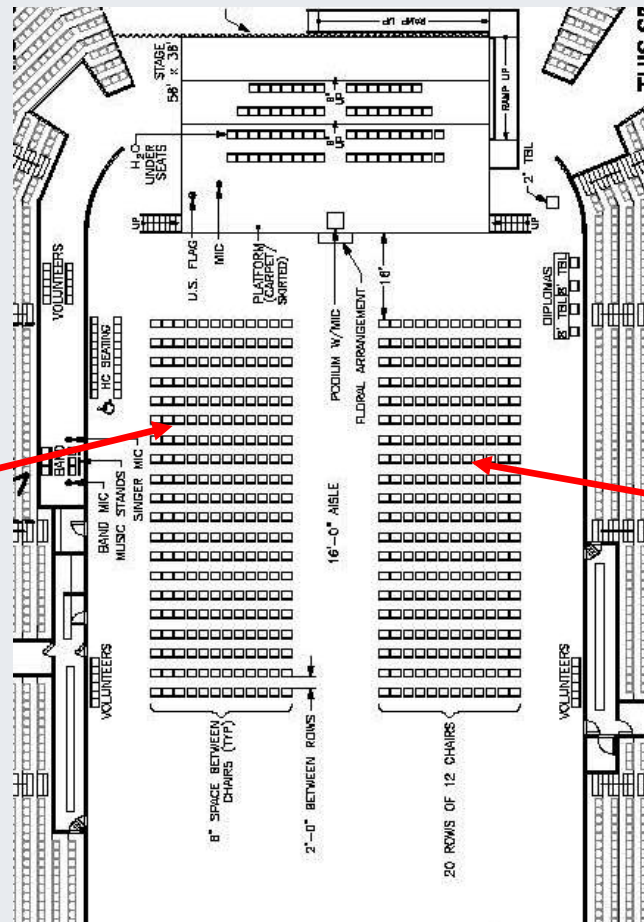
Student Processional

BOSTON
UNIVERSITY



Student Seating

Degree candidates from graduate programs and the BS in Health Science with last names M-Z will sit on LEFT side.



Degree candidates from undergraduate programs including BS in Health Science with last names A-L will sit on the RIGHT side.

Order of Degree Presentation

- PhD – *C. Stepp, D. Allen, S. Gill*
 - DPT – *D. Heislein*
 - EL-OTD – *J. Kaldenberg*
 - PP-OTD- *K. Jacobs*
 - MS, Human Physiology – *D. Allen*
 - MS, Nutrition – *S. Zawacki*
 - MS, Speech-Language Pathology – *M. Mentis*
 - BS, Speech, Language & Hearing Sciences – *T. Perrachione*
 - BS, Nutrition – *S. Zawacki*
 - BS, Health Studies – *D. Heislein*
 - BS, Behavior and Health – *R. Newman*
 - BS, Human Physiology – *D. Allen*
 - BS, Health Science – *S. Brown*
-

Getting to the stage...

- ❑ Faculty marshals will ask students to stand by row (not by program).
- ❑ Students should notify the faculty marshal if they are the first person in a degree program.
- ❑ You will receive your diploma folder from Dean Dennerlein and pause briefly for your photo. Cross the stage to exit. Do not walk in front of the podium!



Receiving your diploma...

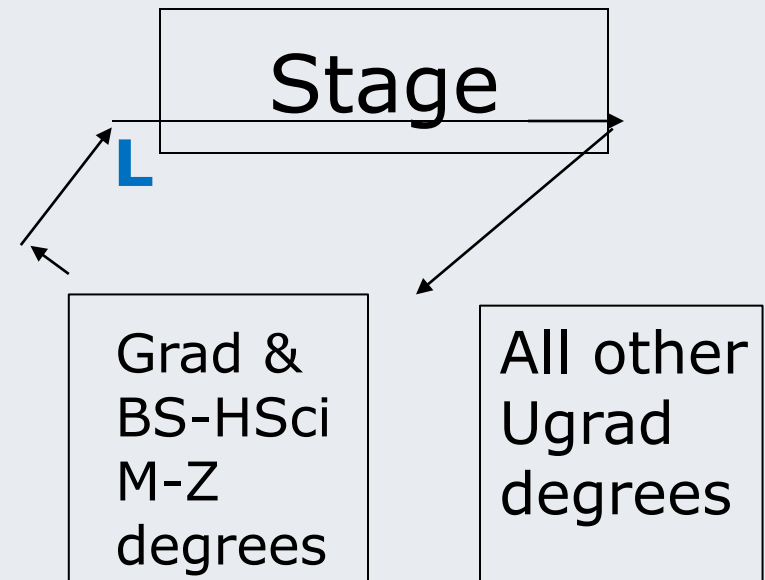
- ❑ To accept your diploma, shake the Dean's hand with your right hand and take your diploma with your left while pausing for a photo.
- ❑ Look at the photographer; try to smile.
- ❑ Do not walk in front of podium or behind the Dean.
- ❑ Please be careful on the stage and stairs!



www.wikihow.com/Accept-a-Diploma

Student Diploma Routes

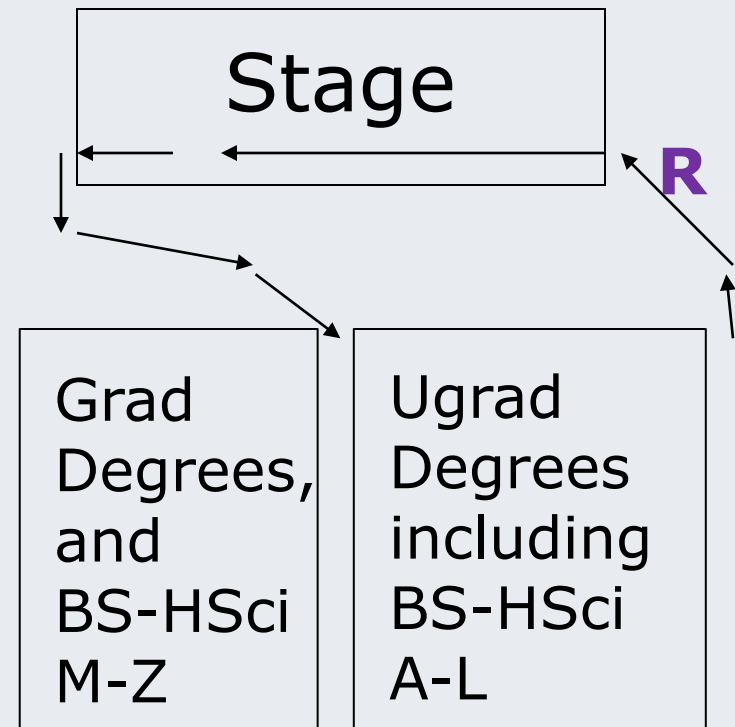
- Faculty marshals will direct students to stand by row.
- Grad students and BS in Health Science M-Z will use the **Left-side** stairs, receive their diplomas and walk across the stage then return to their seats.



Doctoral degree candidates should drape hoods over their left arms with cord/button left **open**. When your name is called, hand the hood to the faculty member on stage to perform the hooding. (Attach the cord to the button when you return to your seat.)

Student Diploma Route – **Undergraduate Students**

- Faculty marshals will direct students to stand by row.
- Undergraduate students including BS-Health Science A-L use the **Right-side** stairs, walk across the stage to receive their diplomas, then return to their seats. *Students **should not** walk behind the Dean after receiving the diploma folder.*

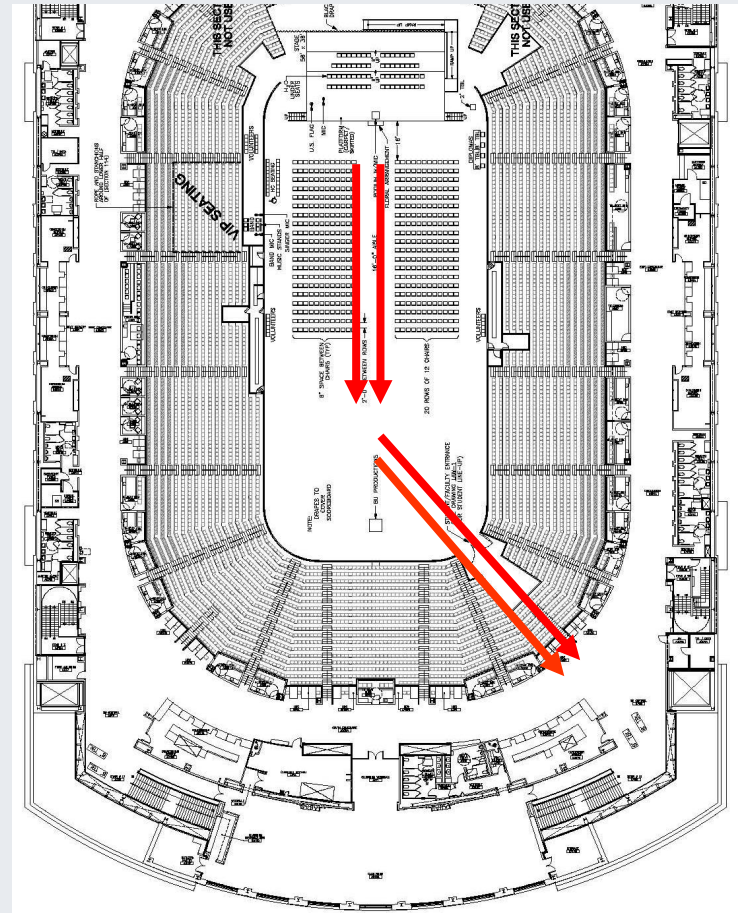


Student Recessional

- ❑ After the Dean's closing remarks, students will remain standing in their rows until the faculty have recessed.
 - ❑ Faculty marshals will direct the student recessional to begin in two columns, undergraduate and graduate students.
 - ❑ Students will recess behind the faculty and exit the arena to the right, the same way they entered. Faculty Marshalls will direct them up the stairs to Harry Agganis way and re-enter main door of Fit Rec to proceed to celebration.
-

Student Recessional

- ❑ Faculty marshals will lead you out.
- ❑ The reception will be at the FitRec in the four-court gym (915 Comm. Ave.)
- ❑ Please stay in line until you arrive at the reception.



After some refreshments, head over to the BU Ceremony lineup by 12:15

- **Students and guests** are welcome to attend the **All University ceremony** (which begins at 1:00) on Nickerson Field across Harry Agganis Way



Security & Emergency Services

- Check <https://www.bu.edu/commencement/health-safety/> for important information.

